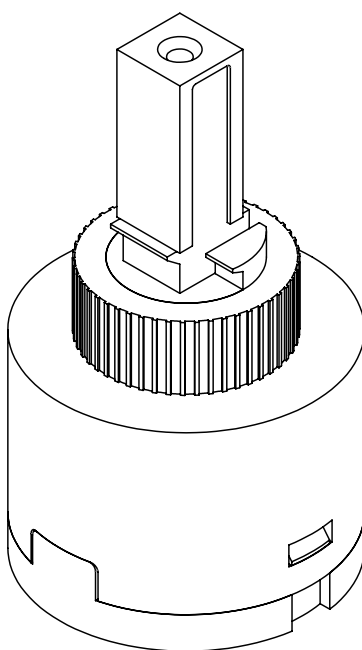




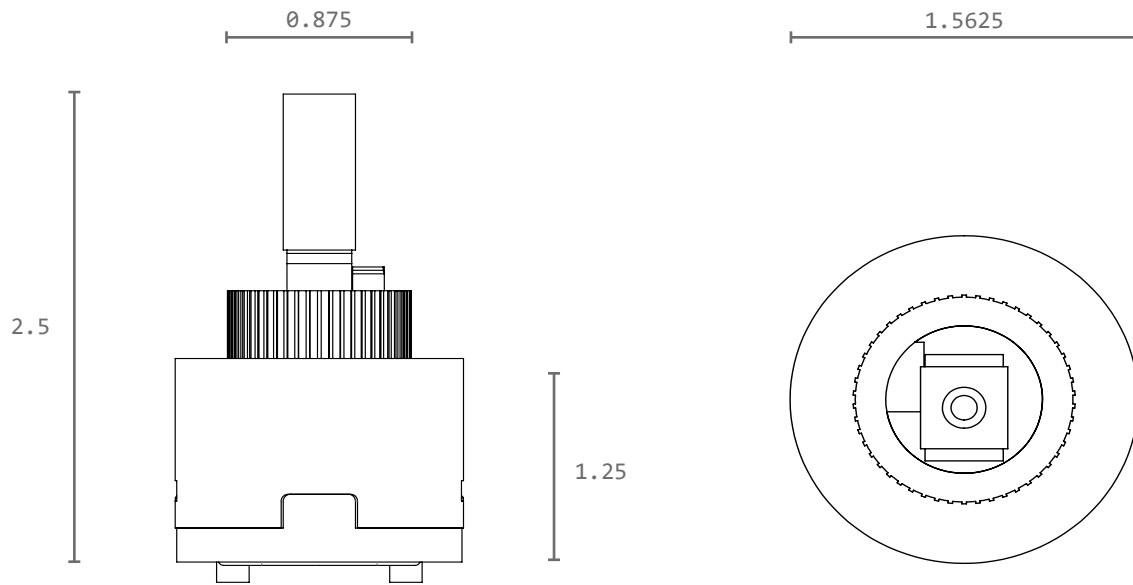
LANVAIN



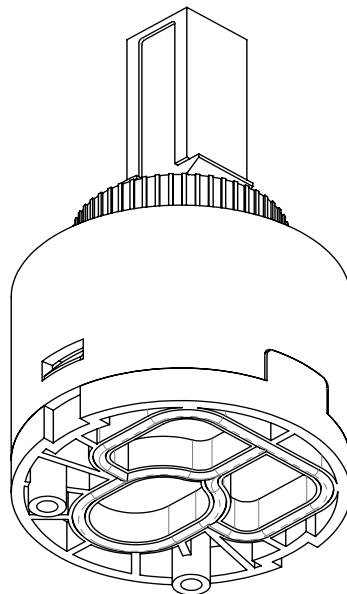
Cartouche de mitigeur / Faucet Cartridge

UGS : 602T-C

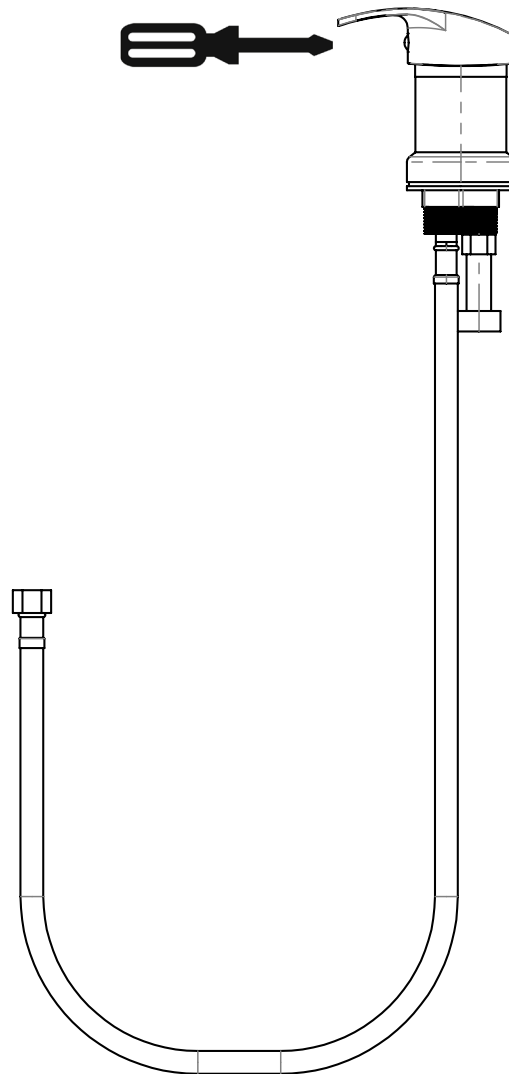
Dimensions (pouces / inches)



Plan du dessous / Bottom layout



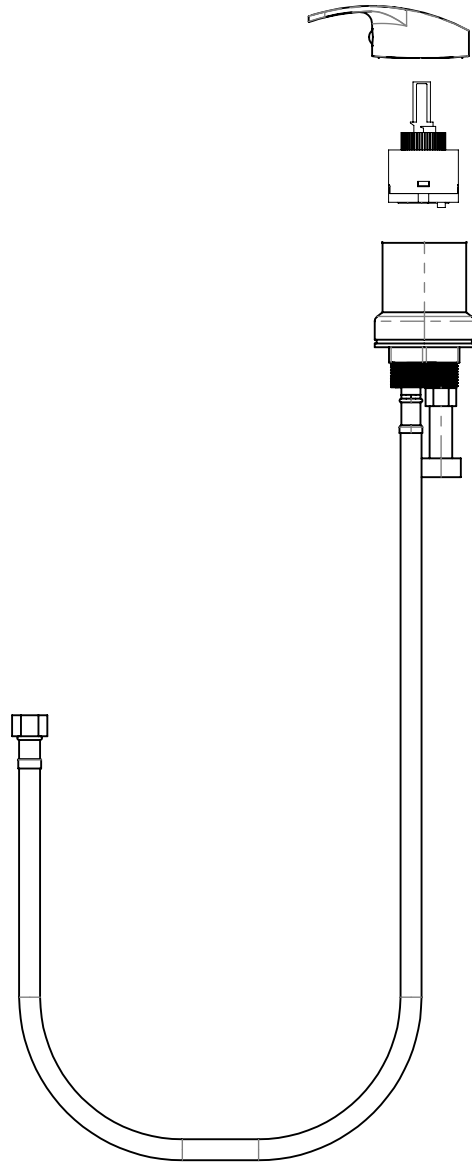
Comment accéder à la cartouche / How to access the cartridge



1. Retirer l'indicateur de température rouge et bleu et dévisser le manche au travers de ce trou
L'installation doit être fait par un plombier certifié / Remove the red and blue temperature
indicateur and unscrew the handle through this hole *The installation must be done by a certified
plumber*



Comment accéder à la cartouche / How to access the cartridge



2. Retirer le manche, dévisser le capuchon et retirer la cartouche. *L'installation doit être fait par un plombier certifié* / Remove the handle, unscrew the cap and remove the cartridge.
The installation must be done by a certified plumber





IAPMO R&T Product Listing



This IAPMO R&T Listing is current as of August 27, 2022

File Number:

7930

Product:

Plumbing Fixture Fittings

Products are in compliance with the following code(s):

Uniform Plumbing Code (UPC®)

National Plumbing Code of Canada

Products are certified to the following standard(s):

ASME A112.18.1-2018/CSA B125.1-18





LANVAIN

WHEN ONLY THE BEST WILL DO